







Inner Burner Features

Efficiency

Inner Flame	Normal Flame
	
Flat - Based Pot	Flat - Based Pot
	
Thermal imaging after 60 seconds of heat: High heat efficiency is achieved as heat is distributed evenly over the base of the pot.	Thermal imaging after 60 seconds of heat: Low heat efficiency occurs as heat is not distributed over the base of the pot.
	
Wok	Wok
Inner burner flame adapts to the shape of the pot/wok, thus resulting in high heat efficiency and very little heat loss.	Normal flame does not adapt to the shape of the pot/wok, thus heat efficiency is low and heat loss is high.

Wide Flame Control



Schott Ceran Glass **SCHOTT CERAN®** 

"BRAND OF THE CENTURY 2019"

High quality, durable, and sustainable – SCHOTT CERAN® brings high-end technology with sophisticated design. SCHOTT CERAN® glass-ceramic can easily withstand abrupt temperature shocks up to 700°C and is extremely durable.

Connected in Passion
for the next 100 years



Rinnai Holdings (Pacific) Pte Ltd
61 Ubi Road 1 #02-20 & 21
Oxley Bizhub Singapore 408727
Tel: +65 6748 9011
Fax: +65 6745 9240



   www.rinnai.sg

Rinnai

内なる火



Inner Burner Series

RB-2CGN





RB-3CGN



RB-2CGN

RB-3CGN



Measurements in mm. *Min. distance from hob cut-out to back wall.
**Min. distance from hob cut-out to side wall.

Inner Burner Series

RB-3Si





RB-2Gi



RB-3Si

RB-2Gi



Measurements in mm. *Min. distance from hob cut-out to back wall.
**Min. distance from hob cut-out to side wall.

Features



Rinnai's Original Combustion Technology

Emits a powerful flame to ensure maximum heating power to suit Asian cooking



Cast Iron Pan Support

Solid and never deforming in shape, the Cast Iron Pan Support ensures stability of your wok and pan.



Schott Ceran Glass

Durable and heat resistant, Schott Ceran Glass is the perfect choice for glass tops.
*RB-2CGN/RB-3CGN only



Protection from Wind

Inner flame is isolated and protected from surrounding winds.



Delicate Simmer Flame

Flame can be adjusted low enough to simmer soups and stews.



Easy to Clean

Easy maintenance as glass surface is easy to clean with just a simple wipe and the drip pan to catch spills