



Features



Flame with Simmer Control

The double ring burner features a powerful flame with simmer control for greater cooking versatility and is suitable for any type of cooking from Asian to Western.



Sealed Burner

Messy spillages are minimised and cleaning the hob is quick and easy.



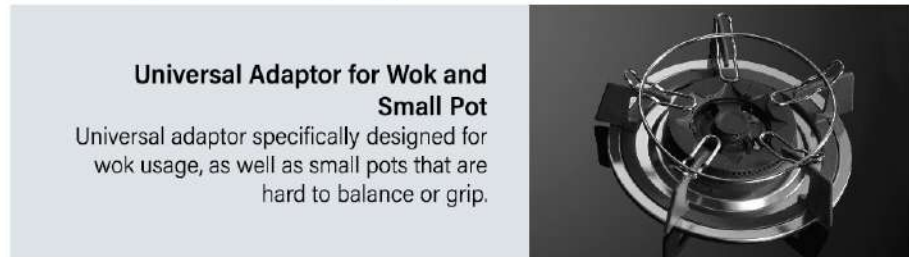
Flame Failure Safety Device

When the burner is accidentally extinguished, the thermostat reacts and shuts off the gas supply to the burner.



Sleek Design Pan Support

Sleek pan support design that is sturdy enough to withstand heavy pots used in Asian and Western cooking.



Universal Adaptor for Wok and Small Pot

Universal adaptor specifically designed for wok usage, as well as small pots that are hard to balance or grip.



Creating a Healthier Way of Living

RINNAI HOLDINGS (PACIFIC) PTE LTD

61 Ubi Road 1 #02-20 & 21, Oxley Bizhub Singapore 408727
Tel 6748-9011 Fax 6745-9240
Website www.rinnai.sg



rinnaiholdingspecific

rinnai_sg

RinnaiSG



Visit us at www.rinnai.sg

Rinnai



flexiHob

Look nice. Fit right for any kitchen top cut-out.



RB-782G
2-Burner Glass Top
Built-in Gas Hob

Product Dimension
W780 x D460 x H70 (mm)

Cut-Out Dimension
W650-730 x D350-410 (mm)
R120



RB-983G
3-Burner Glass Top
Built-in Gas Hob

Product Dimension
W880 x D520 x H70 (mm)

Cut-Out Dimension
W705-840 x D405-480 (mm)
R120



RB-782S
2-Burner Stainless Top
Built-in Gas Hob

Product Dimension
W760 x D460 x H70 (mm)

Cut-Out Dimension
W650-730 x D350-410 (mm)
R120



RB-983S
3-Burner Stainless Top
Built-in Gas Hob

Product Dimension
W880 x D520 x H70 (mm)

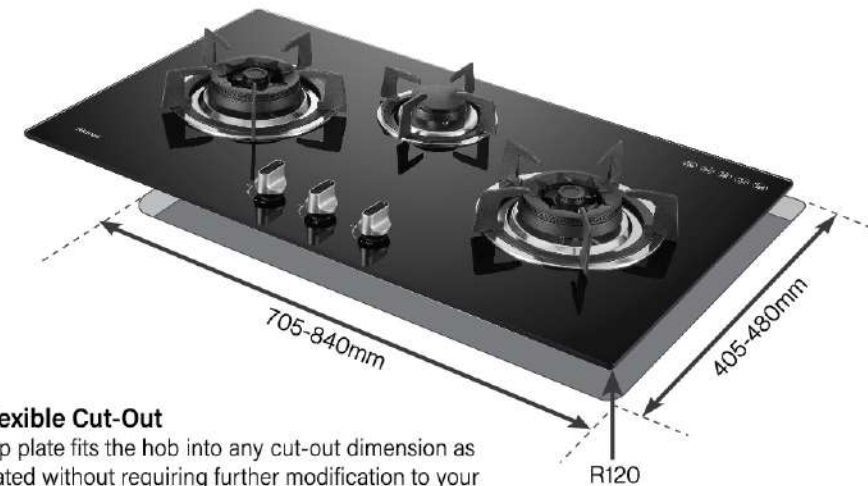
Cut-Out Dimension
W705-840 x D405-480 (mm)
R120



RB-783G
3-Burner Glass Top
Built-in Gas Hob

Product Dimension
W780 x D460 x H70 (mm)

Cut-Out Dimension
W650-730 x D350-410 (mm)
R120



Flexible Cut-Out

Top plate fits the hob into any cut-out dimension as stated without requiring further modification to your counter-top. Good as a replacement hob!



Features



Flexible
Cut-out



Double
Ring



Simmer
Control



Tempered
Glass



Sealed
Burner



Safety
Device



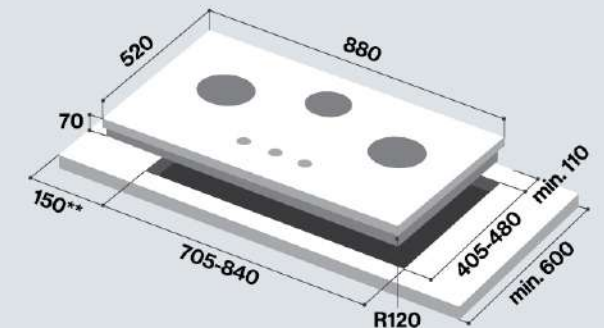
Battery
Ignition



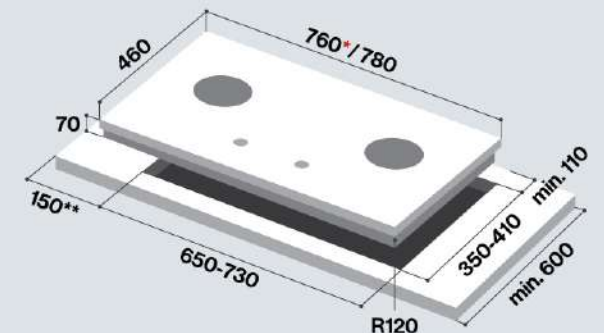
Matt Enamel
Pan Support

Dimensions

RB-983G & RB-983S



**RB-782G & RB-782S*
& RB-783S**



** 150mm minimum between
side of the cut-out and the side wall

Gas inlet on the left