

FEATURES




POWERFUL FLAME

Emits a powerful flame to ensure maximum heating power to suit Asian cooking styles.



CAST IRON PAN SUPPORT

Solid and never deforming in shape, the Cast Iron Pan Support ensures stability of your wok and pan.




SCHOTT GLASS

Durable and heat resistant, Schott Glass is the perfect choice for glass tops.



ELEGANT KNOBS

Ergonomically designed for convenience of single-hand control; Flame ignites with just one push and a turn.



DELICATE SIMMER FLAME

Flame can be adjusted low enough to simmer soups and stews.



EASY TO CLEAN

Easy maintenance as glass surface is easy to clean with just a simple wipe to remove spills and dirt.

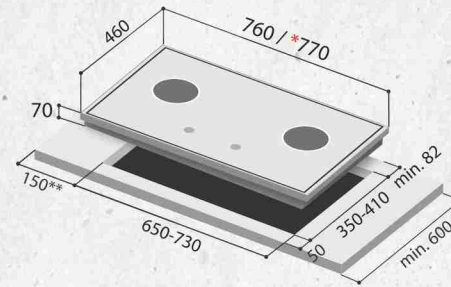


FLEXIBLE CUT-OUT SIZE

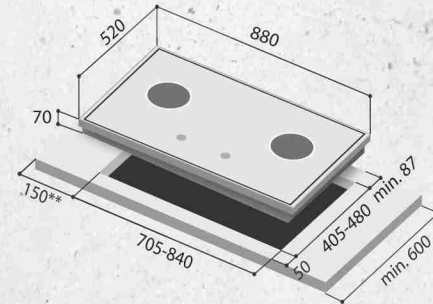


Both the glass and stainless steel top plates fit the hob on any cut-out dimension as stated, without further modification to your counter-top. The Hyper Burner Series is the most flexible replacement hob there is!

RB-72S, *RB-72G, RB-73TS, *RB-73TG



RB-92G, RB-93TS, RB-93TG, RB-93US, RB-93UG



Rinnai

Hyper Burner Series

Your Hob Your Choice



*According to the data collected by JIA and analyzed by in-house analysts.

Rinnai Holdings (Pacific) Pte Ltd

61 Ubi Road 1 #02-20 & 21
Oxley Bizhub Singapore 408727

Tel: +65 6748 9011 Fax: +65 6745 9240

Service Hotline: 6748 9478



www.rinnai.sg

RB-72G



- Flexible Cut-out
- Schott Glass
- Cast Iron Pan Support
- Simmer Control
- Safety Device
- Dimension W770 D460 H70mm
Cut-Out W650-730 x D350-410mm
- Sealed Burner
- Battery Ignition

RB-73TS



- Flexible Cut-out
- Stainless Steel Top
- Cast Iron Pan Support
- Simmer Control
- Safety Device
- Dimension W760 D460 H70mm
Cut-Out W650-730 x D350-410mm
- Sealed Burner
- Battery Ignition

RB-93TG



- Flexible Cut-out
- Schott Glass
- Cast Iron Pan Support
- Simmer Control
- Safety Device
- Dimension W880 D520 H70mm
Cut-Out W705-840 x D405-480mm
- Sealed Burner
- Battery Ignition

RB-72S



- Flexible Cut-out
- Stainless Steel Top
- Cast Iron Pan Support
- Simmer Control
- Safety Device
- Dimension W760 D460 H70mm
Cut-Out W650-730 x D350-410mm
- Sealed Burner
- Battery Ignition

RB-92G



- Flexible Cut-out
- Schott Glass
- Cast Iron Pan Support
- Simmer Control
- Safety Device
- Dimension W880 D520 H70mm
Cut-Out W705-840 x D405-480mm
- Sealed Burner
- Battery Ignition

RB-93US



- Flexible Cut-out
- Stainless Steel Top
- Cast Iron Pan Support
- Simmer Control
- Safety Device
- Dimension W880 D520 H70mm
Cut-Out W705-840 x D405-480mm
- Sealed Burner
- Battery Ignition

RB-73TG



- Flexible Cut-out
- Schott Glass
- Cast Iron Pan Support
- Simmer Control
- Safety Device
- Dimension W770 D460 H70mm
Cut-Out W650-730 x D350-410mm
- Sealed Burner
- Battery Ignition

RB-93TS



- Flexible Cut-out
- Stainless Steel Top
- Cast Iron Pan Support
- Simmer Control
- Safety Device
- Dimension W880 D520 H70mm
Cut-Out W705-840 x D405-480mm
- Sealed Burner
- Battery Ignition

RB-93UG



- Flexible Cut-out
- Schott Glass
- Cast Iron Pan Support
- Simmer Control
- Safety Device
- Dimension W880 D520 H70mm
Cut-Out W705-840 x D405-480mm
- Sealed Burner
- Battery Ignition